




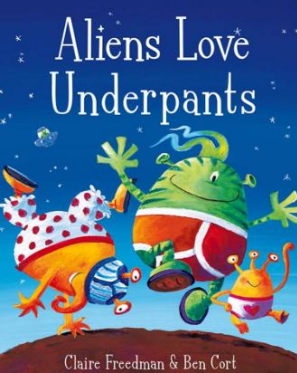


# Reception – Spring 2 Blast Off!

Reception Summer 1 2026 2026	13.04.2026	20.04.2026	27.04.2026	4.05.2026	11.05.2026	18.05.2026
Key Dates		EARTH DAY 22 <sup>nd</sup> APRIL		May day bank holiday		
Literacy Book Focus						
Key Vocab	<p>Children will learn... What the world looks like up above in space and the world in which they live in. They will learn about key moments in history linked to space.</p> <p>They will use aerial view to zoom into different parts of the world, identifying buildings, roads and other simple features to help them find out more about our planet, Earth.</p> <p style="text-align: center;"> <u>Tier 3</u>            Rotate            Gravity  <u>Tier 2</u>            Names of planets            Asteroid            Comet         </p>					

# Reception – Spring 2 Blast Off!



	<p>Travel                  Journey                  Space station                  Destination                  Dark                  light                  Rocket                  sun                  world                  Space                  Planets                  Stars                  Moon                  Astronaut                  Shadow                  Burning                  Past                  Present                  Space station</p>
<p><b>Literacy Word Reading</b></p>	<p>Read Green Storybooks Read 4 double consonants                  35 sounds (4 double consonants)</p>
<p><b>Literacy comprehension</b></p>	<p>To understand what has been read to them by retelling stories and narratives using their own words and recently introduced vocabulary.</p>
<p><b>Literacy Writing</b></p>	<p>To spell words of more than one syllable representing each syllable                  To form most letters correctly                  To write simple phrases and sentences that can be read by others</p>



# Reception – Spring 2 Blast Off!

<p><b>Writing ideas...</b></p>	<ol style="list-style-type: none"> <li>1. What will you take with you to space?</li> <li>2. Look through your telescope – what might you see?</li> </ol>	<ol style="list-style-type: none"> <li>1. I can see sentences lined to space image</li> <li>2. I can see sentences linked to the moon</li> </ol>	<p>Finding out about Neil Armstrong and the moon landing. Explore, hot seat, write fact file (longer write).</p>	<p>Drawing club</p> <ol style="list-style-type: none"> <li>1. Draw a setting</li> <li>2. Adventure time – where will Emma Jane fly to next?</li> </ol>	<ol style="list-style-type: none"> <li>3. Drawing club – draw an alien My alien.... Password to help him visit earth.</li> <li>4. Draw a setting</li> </ol>	<ol style="list-style-type: none"> <li>3. Adventure time What would happen if.....</li> <li>4. Describing playdough alien made this week.</li> </ol>
<p><b>Maths</b></p>	<p>Unit 13: shape and pattern</p>		<p>Unit 14: Securing addition and subtraction</p>		<p>Unit 15: number patterns within 20</p>	
<p><b>Communication and Language</b></p>	<p>To engage in meaningful conversations with others</p> <p>To ask questions about familiar aspects of their environment and their learning using Past, Present and future forms</p> <p>To speak in front of an audience</p> <p>To retell a story they have innovated</p> <p>To ask questions using a range of starters (who, what, where, why, how) in small group and within play.</p>					
<p><b>Personal, social and emotional development.</b></p>	<p><b>Ten Ten</b>            Module 3: Created to live in community.            Children will learn about the Holy Trinity and will understand that each part loves us and others. Children will learn about the responsibilities they have to people, places and the planet especially as they grow older.</p>					
<p><b>Physical Development</b></p>	<p><b>Reception: Games unit 2</b>            To aim when throwing and practise keeping score.            To follow instructions and move safely when play tagging games.</p>					

# Reception – Spring 2 Blast Off!



	<p>To learn to play against a partner.                  To develop co-ordination and play by the rules.                  To explore striking a ball and keeping score.                  To work co-operatively as a team.</p> <p><b>Fine Motor</b>                  To begin to show accuracy and care when drawing.                  To form letters with ascenders and descenders when writing on a line</p>		
<p><b>Understanding the World</b></p>	<p>To know how the seasons change, talking about the weather and seasonal features.                  Wk 1 and 2 - To know about the solar system, be able to name some key aspects and talk about the features – answering some of the questions collected in the what we want to know.</p>	<p>To know about historical past events (moon landing)</p> <p>Week 4 - To know about planet earth – different places and the world a long time ago – Cave baby.</p>	<p>To know how light travels through transparent material and an object casting a shadow.                  Crescents of the moons</p> <p>Making playdough Aliens week 5 (write about in wk 6)</p>
<p><b>ICT</b></p>	<p>iCan Animate, iCan Model, iMake Videos, iStay Safe, iCan Program</p>		

# Reception – Spring 2 Blast Off!



<b>Expressive Arts and Design</b>	<p><b>EAD – Being imaginative</b> Children will continue to practise their skills in story-telling, singing, dancing and performing through play and with provision enhancements. To move in different ways To move along to the beat of a familiar song.</p> <p><b>EAD</b> <b>Kapow</b> Drawing: Marvelous Marks Exploring mark making through different drawing materials. Beginning to draw from observation using faces and self-portraits as a stimulus.</p> <p><b>EAD key skills</b> To attach using Flange - <a href="#">making rockets maybe week 3 linked to Neil Armstrong</a> To use water colour paint – <a href="#">week 1 – water colour planets to create art work for display</a> To draw to represent ideas like movement or loud noises.</p>
<b>RE</b>	<p><b>RE</b> <b>To the ends of the Earth</b></p> <ol style="list-style-type: none"><li>1. Jesus went back to His Father</li><li>2. Jesus sent a special friend – the Holy Spirit</li><li>3. The Holy Spirit is our friend.</li><li>4. Jesus’ friends spread the Good News about Him</li><li>5. The Parish Church is a special place</li><li>6. Our Parish is a Family and a Community.</li></ol> <p>Other Faiths - Through dress and traditional stories children will learn about other Christian faiths.</p>